


LED Intelligent Dimming Driver

36W 1.5A 24V DC

- Dimming interface: DMX512/RDM, Push DIM.
- With the RDM remote device management protocol.
- Supports DMX512 signal bi-directional communication.
- PWM digital dimming, no alter LED color rendering index.
- 60000:1 wide dimming, range: 0~100%, LED start at 0.1% possible.
- Power factor > 0.99, efficiency > 84%.
- Short circuit / Over-temperature / Over load protection.
- Class 2 power supply. Full protective plastic housing.
- Compliant with Safety Extra Low Voltage standard.
- Suitable for indoor environments.



SELV           



Main Characteristics

Dimming Interface:	DMX512/RDM, Push DIM
Dimming Range:	0~100%, LED start at 0.1% possible.
Input Voltage Range:	100-240Vac ±10%
Input Current:	115Vac≤0.6A, 230Vac≤0.3A
Power Factor:	PF>0.99/115Vac, PF>0.95/230Vac, at full load
Frequency:	50/60Hz
Efficiency:	≥84%
Inrush Current(typ.):	Cold start 10A at 230Vac (twidth=75μs measured at 50% Ipeak)
Leakage Current:	<0.5mA/230Vac
Output Current:	Max. 1.5A
Operating Voltage:	24V DC ±0.5V DC

Output Power:	Max. 36W
Line Regulation:	±1%
Load Regulation:	±2%
Overload Power Limitation	0.95~1.20
Working Temperature.:	-30 ~ +55°C
Working Humidity:	20 ~ 95%RH, non-condensing
Storage Temp., Humidity:	-23 ~ +80°C, 10~95%RH
Temp. Coefficient:	±0.03%/°C(0-50°C)
Vibration:	10~500Hz, 2G 12min./1cycle, period for 72min. each along X, Y, Z axes

Protection

Short Circuit / Over Temperature / Over Load: Auto recovery

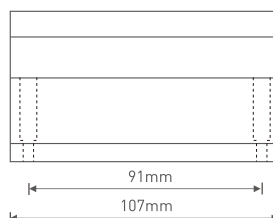
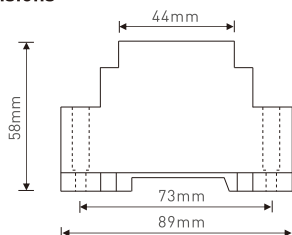
Others

Dimension:	107×89×58mm(L×W×H)
Packing:	109×99×63mm(L×W×H)
Weight[G.W.]:	280g±10g

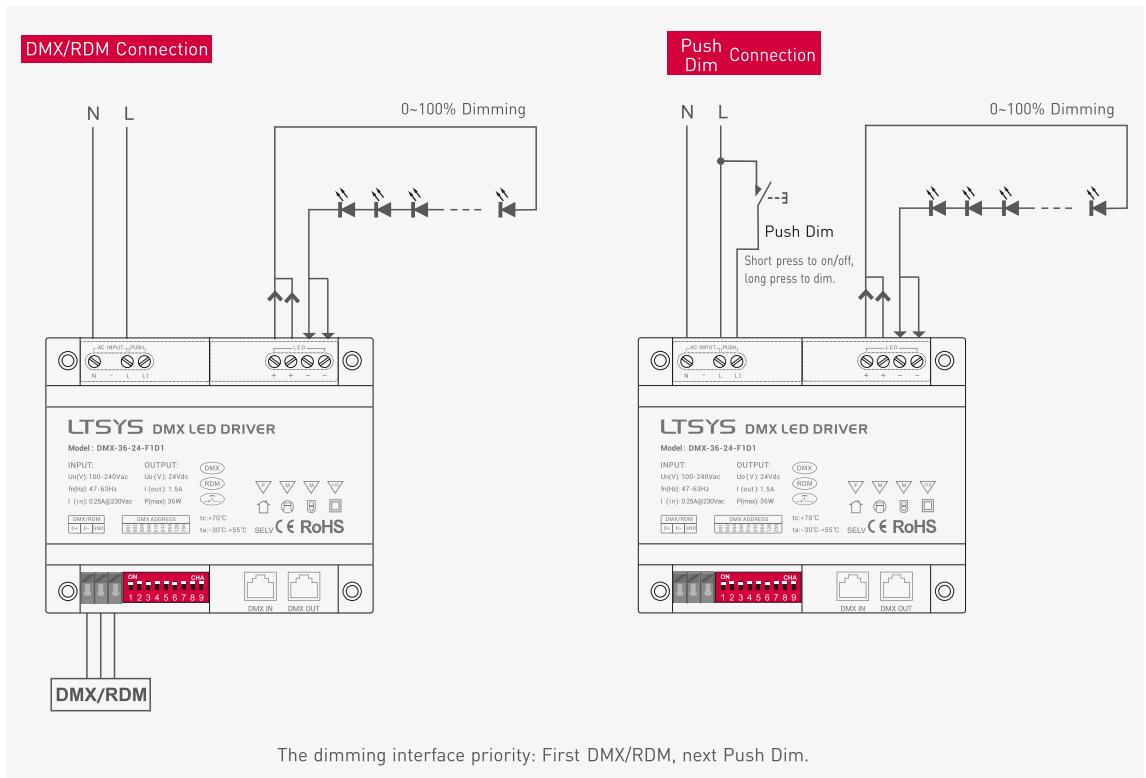
Safety & EMC

Withstand Voltage:	I/P-O/P: 3750Vac
Isolation Resistance:	I/P-O/P: 100MΩ/500VDC/25°C/70%RH
Safety Specification:	IEC/EN61347-1, IEC/EN61347-2-13, EN55015, EN61000-3-2 Class C, EN61000-3-3, EN55024, EN61547 EN61000-4-2,3,4,5,6,8,11.

Dimensions



Din rail mounting size:
TS-35/7.5 or TS-35/15



Push Dimming



Reset Switch

- On/off control: Short press.
- Stepless dimming: Long press.
- For fine tuning of light level: with every other long press, the light level goes to the opposite direction.
- Dimming memory: Brightness will be the same as previously adjusted when turning off and on again.

Attention:

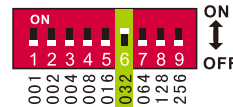
- The product shall be installed and serviced by the qualified person.
- Before use, please make sure the LED driver output voltage matches with the LED lights. improper voltage will damage the LED lights or influence the luminous efficiency.
- Good heat dissipation can prolong the life of the LED driver. Please try to install the LED driver on the metal surface and use in well-ventilated environment.
- The wire size shall be big enough to load the power with solid connection to LED driver.
- If a malfunction occurs, do not repair by yourself. For any question, please contact the supplier directly.

RDM Mode: The dip switch 1-9 are OFF.

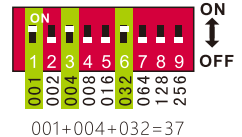


DMX Address Setting:

E.g.1: Set Initial Address To 32.



E.g.2: Set Initial Address To 37.



DMX address value=the total value of (1-9),
To get the place value when in "on" position,